



X marks the spot



Overing the Postcard

Museum without Walls: Postcard Curation



The Camera's Eye: Postcards, Photography, Film



X marks the spot




Queering Postcard



X marks the spot




Queering the Postcard





Postcard Histories

The Sea and Its Shore



The Camera's
Eye: Postcards,
Photography,
Film

Animal Tears

Planes, Trains
and Automobiles

Vintage 1914
**The Art of the
Postcard:
Home-made and
Hand-Crafted
Cards**



Queering the Postcard

Museum without Walls: Postcard Curation

The Camera's Eye: Postcard, Photography, Film

Animal Tears



Queering the Postcard

Museum without Walls: Postcard Curation



Dear Aunt Cecile - This is an unusually early letter I have written. I am sorry I have not written sooner. I have been so busy with my work and my family that I have not had time to do so. I am well and hope you are the same. I have been thinking of you very much and hope you are all well. I have been very busy with my work and my family. I have been thinking of you very much and hope you are all well. I have been very busy with my work and my family. I have been thinking of you very much and hope you are all well.

My dear Aunt Cecile - I have been thinking of you very much and hope you are all well. I have been very busy with my work and my family. I have been thinking of you very much and hope you are all well. I have been very busy with my work and my family. I have been thinking of you very much and hope you are all well.

Mr. James Merrill
107 Water Street
Hartford
Connecticut 06103

Dear Aunt Cecile - I have been thinking of you very much and hope you are all well. I have been very busy with my work and my family. I have been thinking of you very much and hope you are all well. I have been very busy with my work and my family. I have been thinking of you very much and hope you are all well.



KIT BARKER PAINTINGS & DRAWINGS
DEC. 26 - JAN. 23 **WEYHE GALLERY**
794 LEXINGTON AVE. NEW YORK, N. Y.

Dear Aunt Cecile - I have been thinking of you very much and hope you are all well. I have been very busy with my work and my family. I have been thinking of you very much and hope you are all well. I have been very busy with my work and my family. I have been thinking of you very much and hope you are all well.

Dear Aunt Cecile - I have been thinking of you very much and hope you are all well. I have been very busy with my work and my family. I have been thinking of you very much and hope you are all well. I have been very busy with my work and my family. I have been thinking of you very much and hope you are all well.




Dear Aunt Cecile - I have been thinking of you very much and hope you are all well. I have been very busy with my work and my family. I have been thinking of you very much and hope you are all well. I have been very busy with my work and my family. I have been thinking of you very much and hope you are all well.

Dear Aunt Cecile - I have been thinking of you very much and hope you are all well. I have been very busy with my work and my family. I have been thinking of you very much and hope you are all well. I have been very busy with my work and my family. I have been thinking of you very much and hope you are all well.



Queering the Postcard

Museum without Walls: Postcard Curation



The Camera's Eye: Postcards, Photography, Film



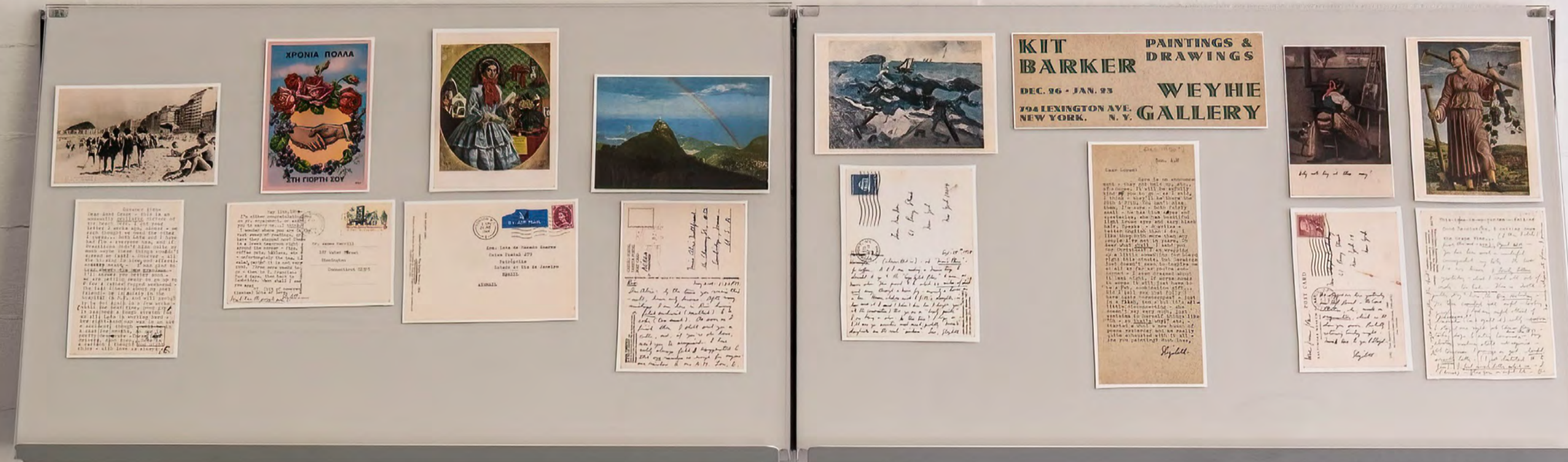
Museum without Walls: Postcard Curation

The Camera's Eye: Postcards, Photography, Film

The Art of the Postcard: Hand-Crafted Cards

Queering the Postcard



Museum without Walls: Postcard Curation





Dear Mr. ...
I have just received your letter of the 11th and am glad to hear from you. I am well and hope these few lines will find you the same. I have not much news to write at present.

Dear Mr. ...
I have just received your letter of the 11th and am glad to hear from you. I am well and hope these few lines will find you the same. I have not much news to write at present.



Post Card
CORRESPONDENCE ADDRESS
I desire the care to postmark up this road. handwritten
Canadian Post Card Co. Ltd. Toronto 3

Post Card
Dear Mr. ...
I have just received your letter of the 11th and am glad to hear from you. I am well and hope these few lines will find you the same. I have not much news to write at present.



Dear Mr. ...
I have just received your letter of the 11th and am glad to hear from you. I am well and hope these few lines will find you the same. I have not much news to write at present.

Dear Mr. ...
I have just received your letter of the 11th and am glad to hear from you. I am well and hope these few lines will find you the same. I have not much news to write at present.

Dear Mr. ...
I have just received your letter of the 11th and am glad to hear from you. I am well and hope these few lines will find you the same. I have not much news to write at present.

Dear Mr. ...
I have just received your letter of the 11th and am glad to hear from you. I am well and hope these few lines will find you the same. I have not much news to write at present.

Dear Mr. ...
I have just received your letter of the 11th and am glad to hear from you. I am well and hope these few lines will find you the same. I have not much news to write at present.

Dear Mr. ...
I have just received your letter of the 11th and am glad to hear from you. I am well and hope these few lines will find you the same. I have not much news to write at present.

Dear Mr. ...
I have just received your letter of the 11th and am glad to hear from you. I am well and hope these few lines will find you the same. I have not much news to write at present.

Dear Mr. ...
I have just received your letter of the 11th and am glad to hear from you. I am well and hope these few lines will find you the same. I have not much news to write at present.





**The Art of the Postcard:
Home-made and Hand-Crafted
Cards**

CHANGE OF ADDRESS!
I have moved to
123 Main St.
City, State, ZIP
00000



Dear Mr. G.
I hope you are well.
I have just received your
letter of the 15th and
am glad to hear from
you. I am well and hope
these few lines will find
you the same. I have not
much news to write at
present. I am still
working on my new
project. I will write again
soon. Love,
Mary
P.S. I have a new
address. Please write to
123 Main St., City, State,
ZIP 00000.



BRITISH
POSTAL
OFFICE
1914-1918
The Great War
1914-1918
The Great War
1914-1918
The Great War
1914-1918



1914-1918



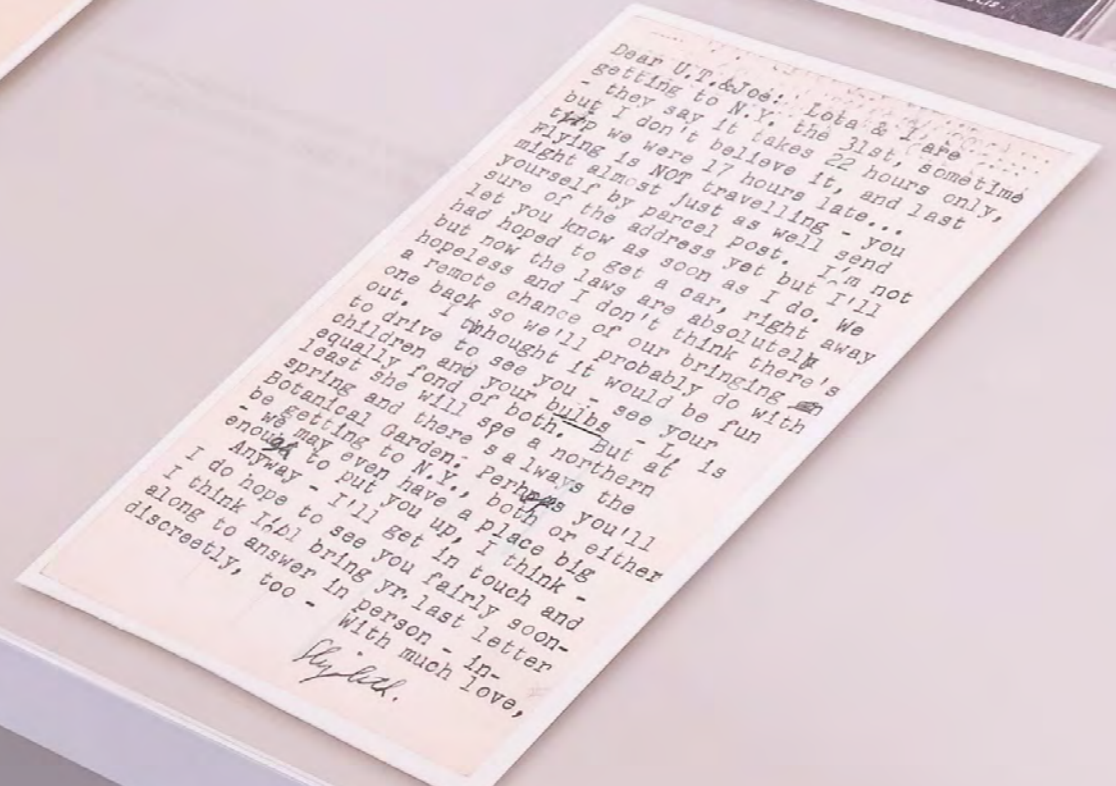
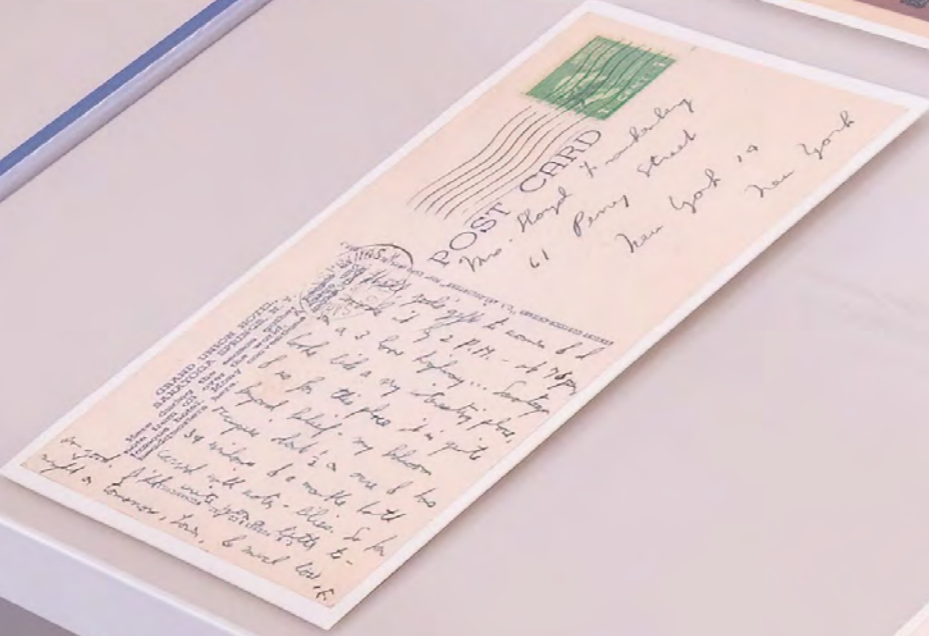
Animal Tears

Plants, Trees and Assemblages

Postcard Histories


The Sea and Its Shore







**The Art of the Postcard:
Home-made and
Hand-Crafted
Cards**



39

40

41

The Camera's
Eye: Postcards,
Photography,
Film

Animal Tears

Plants, Trees
and Accessories

**The Art of the
Postcard:
Home-made and
Hand-Crafted
Cards**



The Camera's
Eye: Postcards,
Photography,
Film

Animal Tears

Planes, Trains
and Automobiles

The Art of the Postcard:
Home-made and
Hand-Crafted
Cards




The Camera's
Eye: Postcards,
Photography,
Film

Animal Tears


Planes, Trains
and Automobiles

**The Art of the
Postcard:
Home-made and
Hand-Crafted
Cards**

Animal Tears



X marks the spot



Queering the Postcard

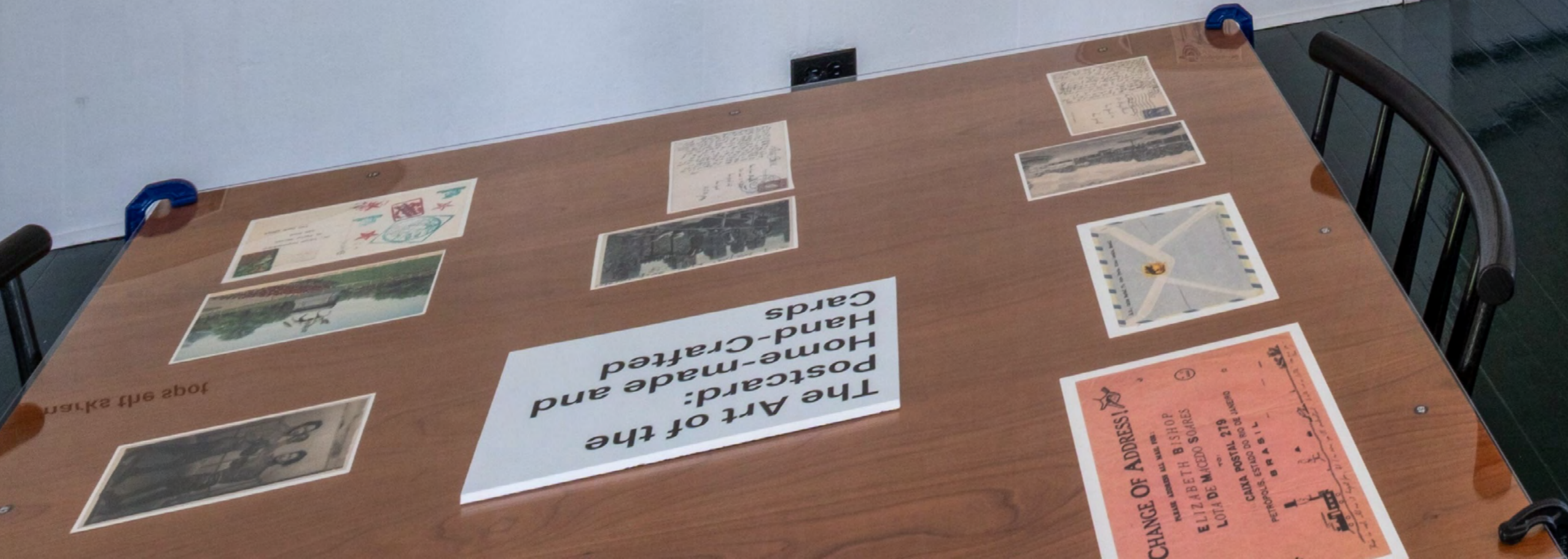
Museum without Walls: Postcard Curation



The Art of the Postcard: Home-made and Hand-Crafted Cards



Image rotated 180 degrees



Museum without Walls: Postcard Curation

Queering the Postcard

KIT BARKER PAINTINGS & DRAWINGS
DEC. 26 - JAN. 23
794 LEXINGTON AVE. NEW YORK, N. Y. **WEYHE GALLERY**

Why not try it this way?

This is in my garden - full of Good Resolutions, & cutting down the Grape Vine... (I then I took you her and a wonderful arranged, my baby - the best yesterday - did I work all day - only - too bad - This is "Zoot" - the tin crowded with Big Holiday - (I had an awful - looking - I stopped one night at Ohio River - I elated making still in my - I'll tell you I promise a god, beautiful small letter. (I just detest "I" - I don't) - this you a what it - 5-



Queering the Postcard

Museum without Walls: Postcard Curation



The Camera's Eye: Postcards, Photography, Film



Poems: Lost and Found

A large white display board on the left wall. It features a variety of items including a vintage advertisement for "BEANS", several handwritten letters, and small photographs. The board is neatly organized and serves as a collection of historical or literary artifacts.

Bishop's Favorite Postcards

A white display board on the wall, labeled "Bishop's Favorite Postcards". It contains several postcards, some with handwritten notes and others with small photographs, arranged in a grid-like fashion.

A round wooden table in the center of the room, surrounded by wooden chairs. The table is covered with various items, including handwritten letters, postcards, and a small white sign that reads "Key West". The items are arranged in a circular pattern, suggesting a display or a collection of memorabilia.

A white built-in bookshelf in the corner of the room. The shelves are filled with books, including a prominent book titled "West of Key West". There are also some decorative items and a small black bag on the shelves. The bookshelf is well-stocked and organized.



BOOKS
ETC
READ

ONE ART
LETTERS
FSG



Poems: Lost and Found

A large white display board mounted on the wall. It features a prominent 'BEANS' logo at the top center. Below the logo are several photographs and handwritten notes, including one that appears to be a letter or a poem.

Bishop's Favorite Postcards

A white display board titled 'Bishop's Favorite Postcards'. It displays several postcards with various scenes and handwritten notes, arranged in a grid-like fashion.

A white display board at the top of the wall, featuring a collage of small photographs and handwritten text, possibly related to the 'Poems: Lost and Found' theme.

A white built-in bookshelf with several shelves of books. Below the shelves are two cabinet doors. The books are organized by size and color, with some larger volumes on the top shelves and smaller ones below.





A round wooden table with several postcards and handwritten letters laid out on its surface. A white label with the text 'Key West' is placed in the center of the table. The items are arranged in a circular pattern around the label.



A white bookshelf on the right side of the room. It contains several books, including one titled 'ONE ART'. A small orange sign is attached to the top of the shelf.

Poems: Lost and Found



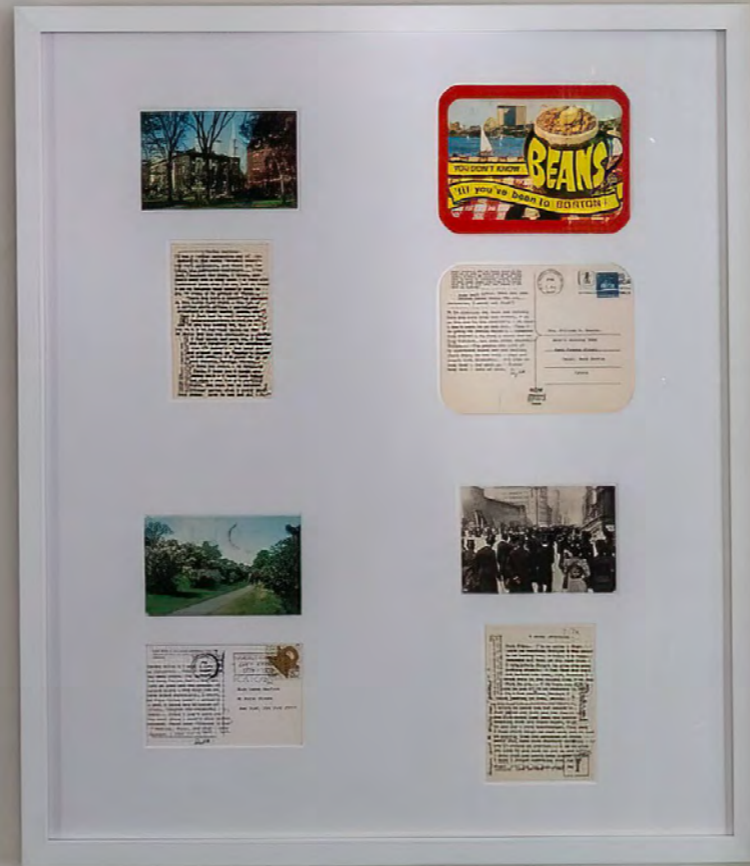
Bishop's Favorite Postcards



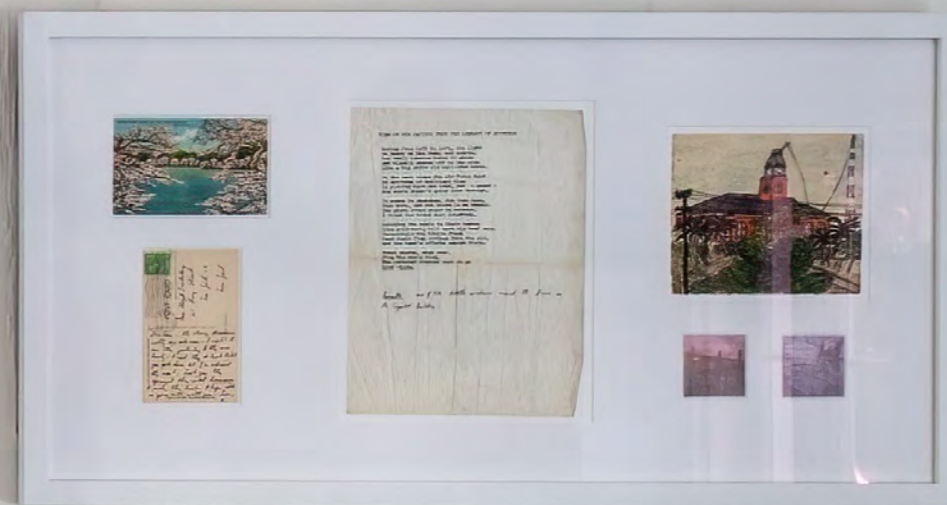
Gregorio Valdes
"Path Through Palm Trees"
1940






Poems: Lost and Found



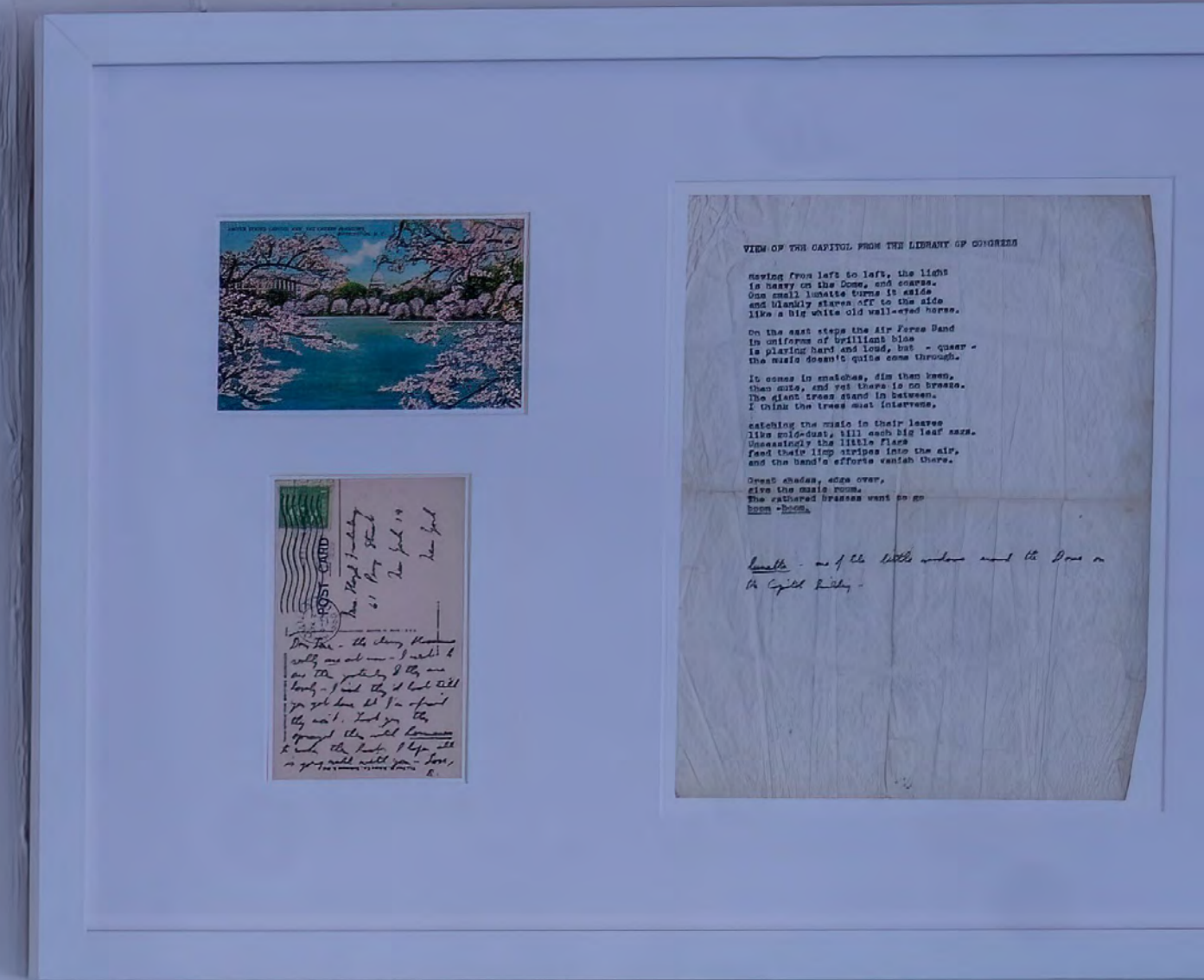
Postcard Aesthetics



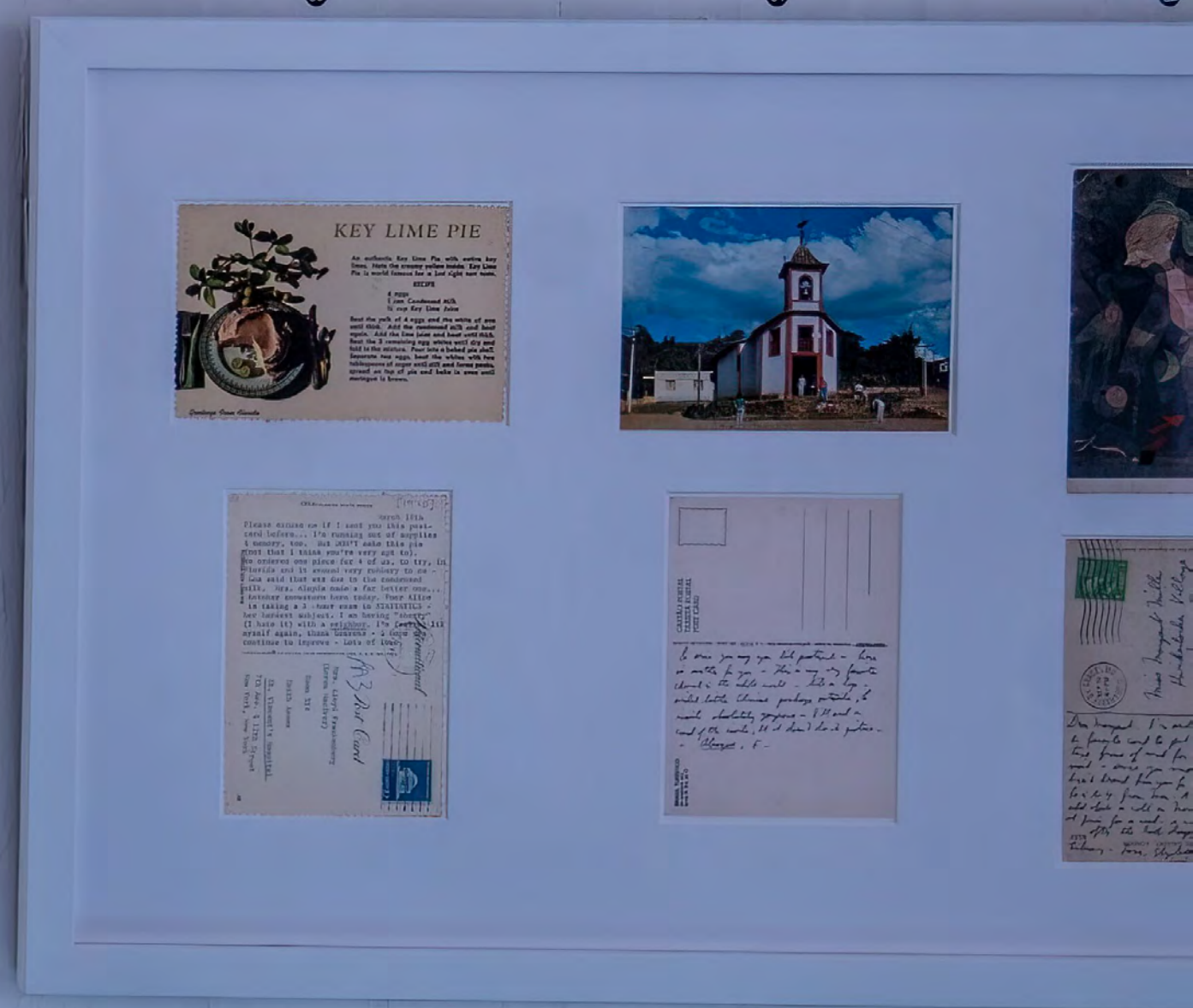
Bishop's Favorite Postcards



Postcard Aesthetics



Bishop's Favorite Postcards

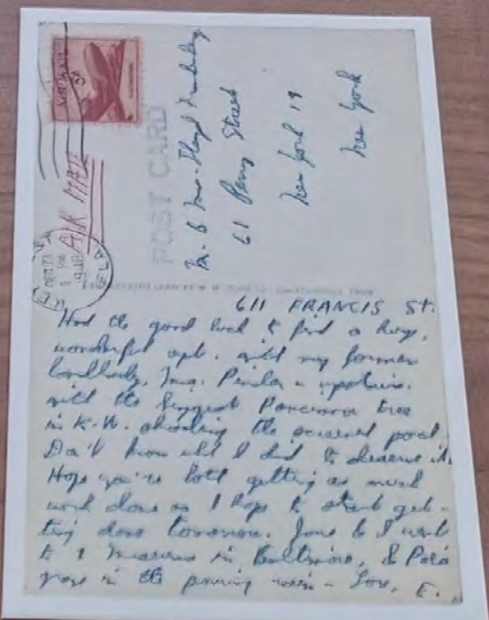
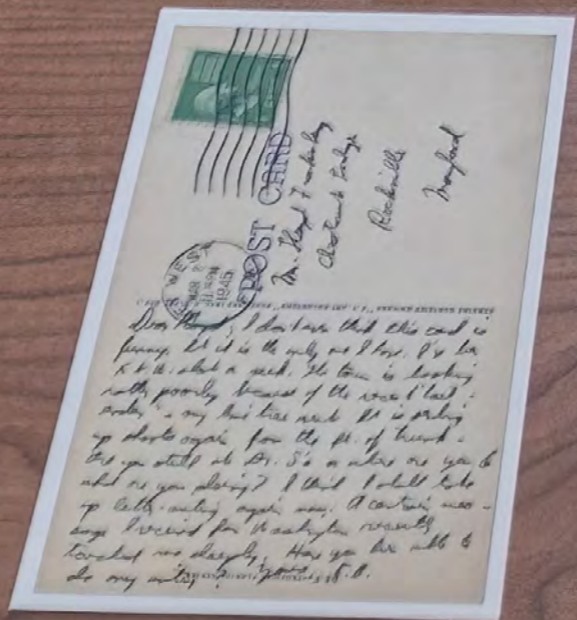






Poems: Lost and Found

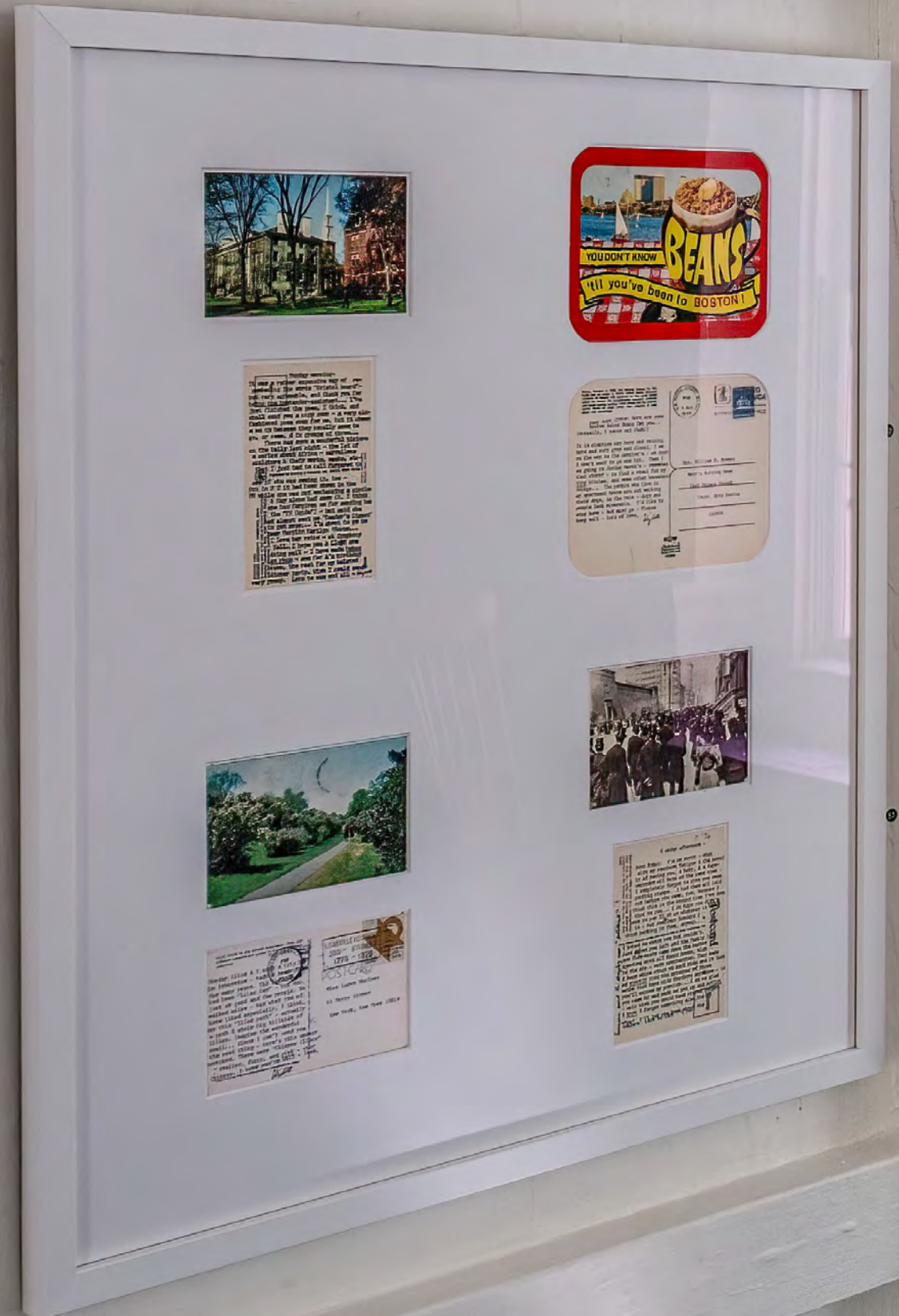




Key West



Poems: Lost and Found



Postcard Aesthetics



Bishop's Favorite Postcards





Send a postcard from the Bishop House.
Write address and stamp your card.
We'll post it in the mail!

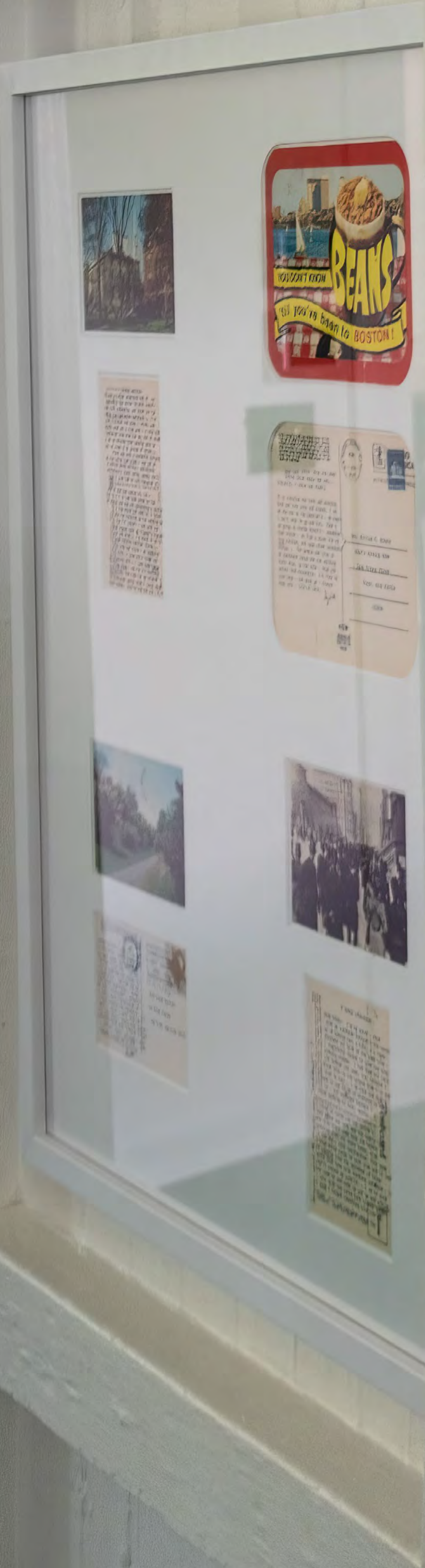


Postcard with address and stamp.
Address: Bishop House, 100 N. ...
Bishop, CA 93310



Found

Bishop's Favorite Postcards



55

56


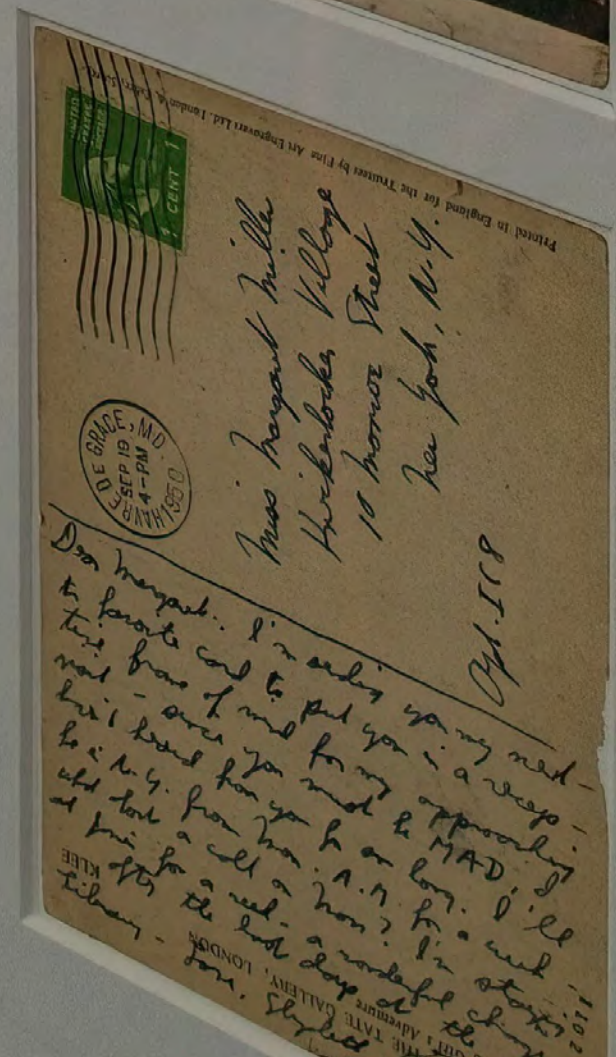
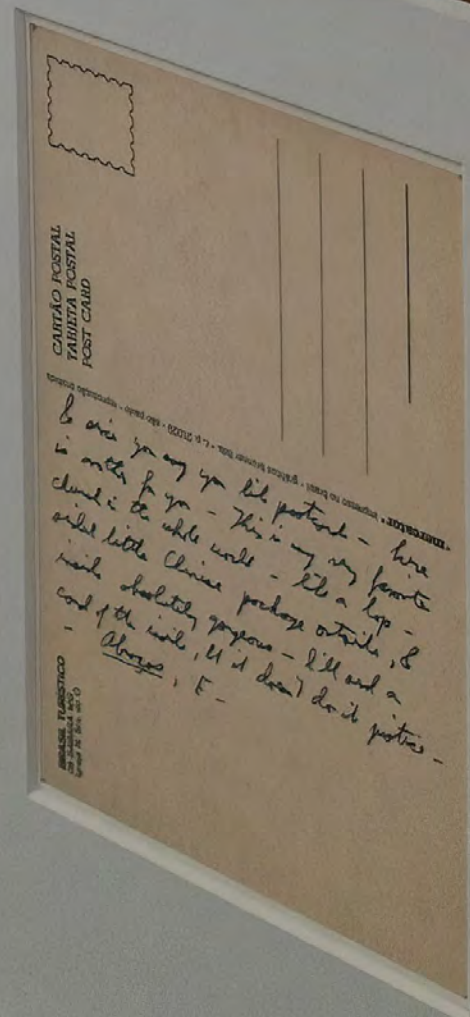
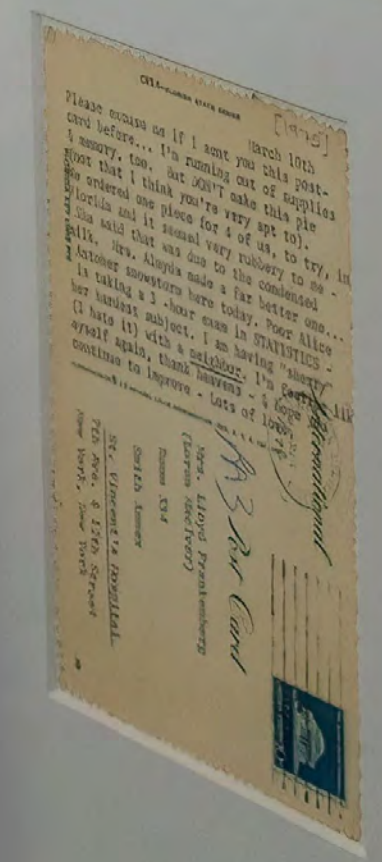
58

59

61

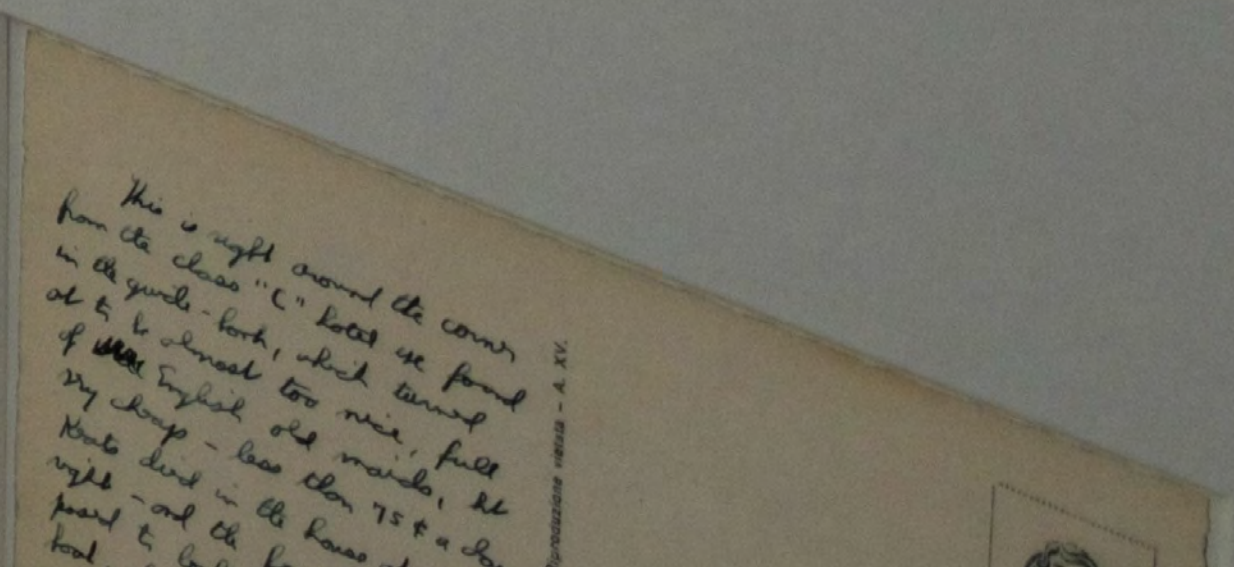
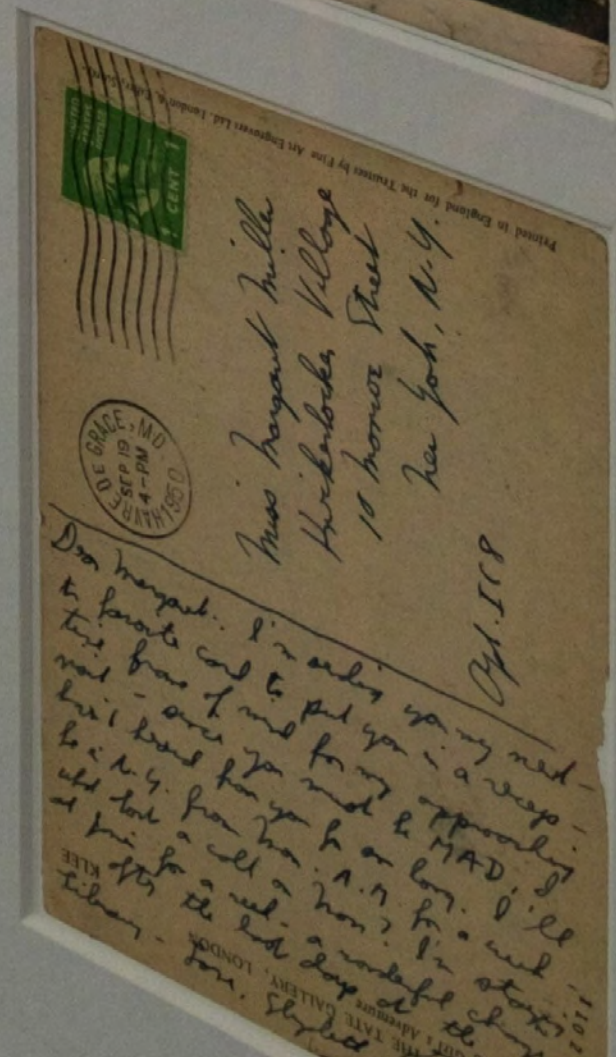
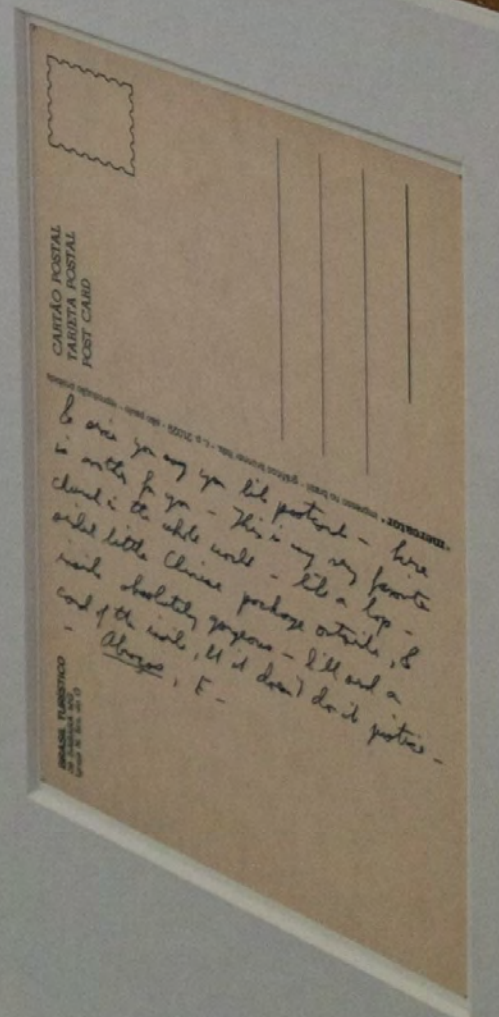
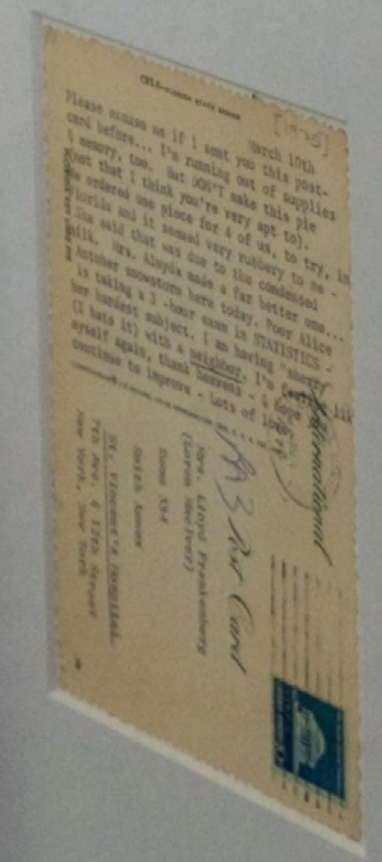
62

63



Found

Bishop's Favorite Postcards



55

56

58

59

61

62

63



Key West

West End
Key West Fla
11 First Street
Nov 21 9
Hammock



Key West
Fla
11 First Street
Nov 21 9
Hammock




Key West
Fla
11 First Street
Nov 21 9
Hammock



Key West
Fla
11 First Street
Nov 21 9
Hammock

Key West
Fla
11 First Street
Nov 21 9
Hammock

Poems: Lost and Found



55 Bishop's Favorite Postcards



KEY LIME PIE

An authentic Key Lime Pie with native key limes. Note the creamy yellow inside. Key Lime Pie is world famous for a just right tart taste.

RECIPE

4 eggs
1 can Condensed Milk
1/2 cup Key Lime Juice

Beat the yolk of 4 eggs and the white of one until thick. Add the condensed milk and beat again. Add the lime juice and beat until thick. Beat the 3 remaining egg whites until dry and fold in the mixture. Pour into a baked pie shell. Separate two eggs, beat the whites with two tablespoons of sugar until stiff and form peaks, spread on top of pie and bake in oven until meringue is brown.


Delicacies from Florida



CFR - FLORIDA STATE SERIES [1975]

Please excuse me if I sent you this postcard before... I'm running out of supplies (not that I think you're very apt to be Florida and it seemed very rubbery to me - milk. Mrs. Almyda made a far better one... Another snowstorm here today. Poor Alice is taking a 3-hour exam in STATISTICS - (I hate it) with a neighbor, I'm feeling myself again, thank heavens - I'm feeling continue to improve - Lots of love

March 10th
Mrs. Almyda
St. Vincent's Home
New York, New York



Poems: Lost and Found

A collection of various items including postcards, a 'BEANS' sign, and handwritten notes pinned to a board.

Bishop's Favorite Postcards

55

61

KEY LIME PIE

An authentic Key Lime Pie with native key limes. Note the creamy yellow inside. Key Lime Pie is world famous for a just right tart taste.

RECIPE

4 eggs
1 can Condensed Milk
1/2 cup Key Lime Juice

Beat the yolk of 4 eggs and the white of one until thick. Add the condensed milk and beat again. Add the lime juice and beat until thick. Beat the 3 remaining egg whites until dry and fold in the mixture. Pour into a baked pie shell. Separate two eggs, beat the whites with two tablespoons of sugar until stiff and form peaks, spread on top of pie and bake in oven until meringue is brown.

Copyright © 1954 Florida




Please excuse me if I sent you this postcard before... I'm running out of supplies (not that I think you're very apt to order one piece for 4 of us, to try, in Florida and it seemed very rubbery to me. She said that was due to the condensed milk. Mrs. Almyda made a far better one - another snowstorm here today. Poor Alice is taking a 3-hour exam in STATISTICS - her hardest subject. I am having "sheep" (I hate it) with a neighbor. I'm feeling myself again, thank heavens - I'm feeling like continue to improve - Lots of love

March 10th
[1975]

St. Vincent + Louis
2121
New York, New York

St. Vincent + Louis
Room 314
Smith Annex
Mrs. Lloyd Frank
(Lorain Ingle) [unclear]

CARTE POSTAL
POSTAL CARD
POST CARD



Museum without Walls: Postcard Curation



October 18th- Dear Aunt Grace - this is an unusually realistic picture of the beach here. I got your letter 2 weeks ago, almost - we each thought we owed the other I guess... Both Lota and I have had flu - everyone has, and if Brazilians didn't kiss quite so much maybe these things wouldn't spread so fast! - However - all the kissing is nice, and affectionately meant. - I was glad to hear about the new grandson - I'll answer you better soon - We are getting ready to go up to P for a rather rugged week-end - The last I heard about my poet friend - he is safely in the hospital in N.Y. and will probably be out again in a few weeks - (until the next time, poor guy) It has been a tough stretch for us all. Lota is working hard - her right-hand man was in an auto accident, though will be in a cast for months, so she is pretty desperate - These fast drivers, damn them, here is a cartoon I thought you might enjoy - with love as always E.

May 11th, 1918
I'm either congratulating you on yr. engagement, or asking you to marry me... I think I wonder where you are in the vast sweep of readings, or have they stopped now? There is a Greek tea-room right around the corner - figs, coffee pots, baklava, etc - unfortunately the tea, & salad, part of it is not very good. Three more weeks to go - then to S. Francisco for 2 days, then back to Cambridge. When shall I see you again? (bit of concretism) Lots of love,
Just as the puzzle put it.



Mr. James Merrill
107 Water Street
Stonington
Connecticut 02770

ST. LOUIS, MO. MAY 11 1918
BY AIR MAIL

Srs. Lota de Macedo Soares
Caldas Tereza, 279
Petropolis
Estado de Rio de Janeiro
BRASIL

Handwritten text on a postcard, mostly illegible due to blurriness.

Handwritten text on a postcard, mostly illegible due to blurriness.

Handwritten text on a postcard, mostly illegible due to blurriness.

Handwritten text on a postcard, mostly illegible due to blurriness.



Dear Jimmy, I'm sending you the nicest left of my postcards from the Eastman museum where Joe Summers took me when I was in Rochester in November...

Duxbury, Jan. 23rd, 1979

Alice & I are staying in John's house for a week or ten days. I find it much easier to work away from home than "at home" for some reason. In fact, when I think about it, it seems to me I've rarely written anything of any value at the desk or in the room where I was supposed to be doing it - it's always in someone else's house, or in a bar, or standing up in the kitchen in the middle of the night. I want to write you about YES AND NO but I didn't bring it down with me so I hesitate to say anything at length, or even to ask you a question or two I have in mind. Anyway - of course it's a tour de force... I'm sure every American poet who's read the last book or the 2nd wishes that he or she could do I know I wish I could.

The only excitement at present is that Alice & I have just - 2 days ago - decided really to go to Greece... We're taking one of those Swan's cruises - May 24th to June 7th. On the ship ORPHEUS... Alice has already taken one of these cruises and wants to go again - & this is a newer, air-conditioned ship. I'd prefer April or early May, but I have several reading engagements then. Will you be in Athens then? (But of course we have all of one day there!) However - this trip will break Introductory College - as you know I'll be here until next week. With love - Jimmy



STILL HERE IC
Pittsburgh, Pa.
W.S.P.

